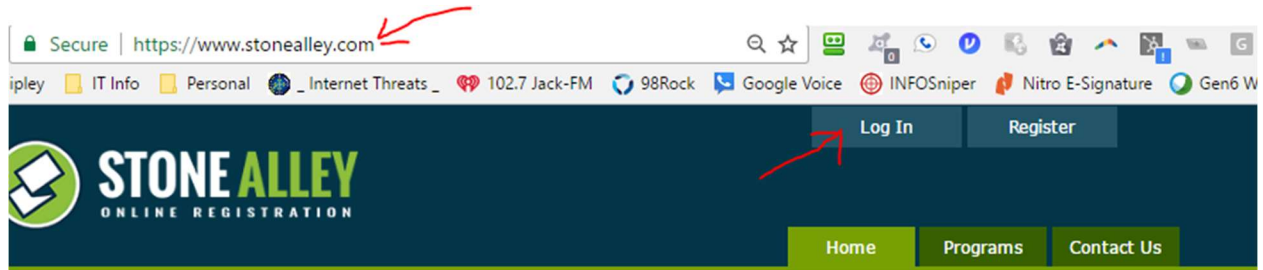


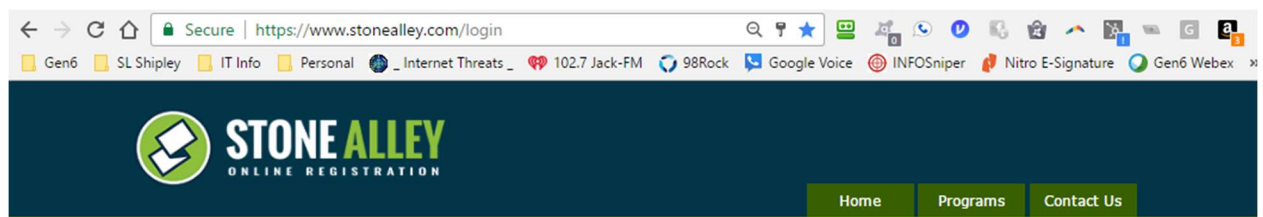
# How to contact / email your team

1. Go to Stone Alley website – [www.stonealley.com](https://www.stonealley.com) and click Log In – in the top right corner



**Welcome to Stone Alley**  
Online Registration. Made Easy. Done Right.  
New Programs

2. Login with the credentials for the account used to register the player (or your account if you were added after the player was registered)



## Registering For an Event

This registration is provided by StoneAlley.com. Before you can register for a program or event, you must [login](#) or [create an account](#) on Stone Alley. You will be taken right to that registration page after you create/log in to your account.

## Why Do I Have to Have an Account?

Creating an account will allow you to keep track of previous session registrations, as well as make it easy to register for other programs that we offer. You will also be able to access member sections for the programs, sessions, leagues, and teams that you register for.

## Login

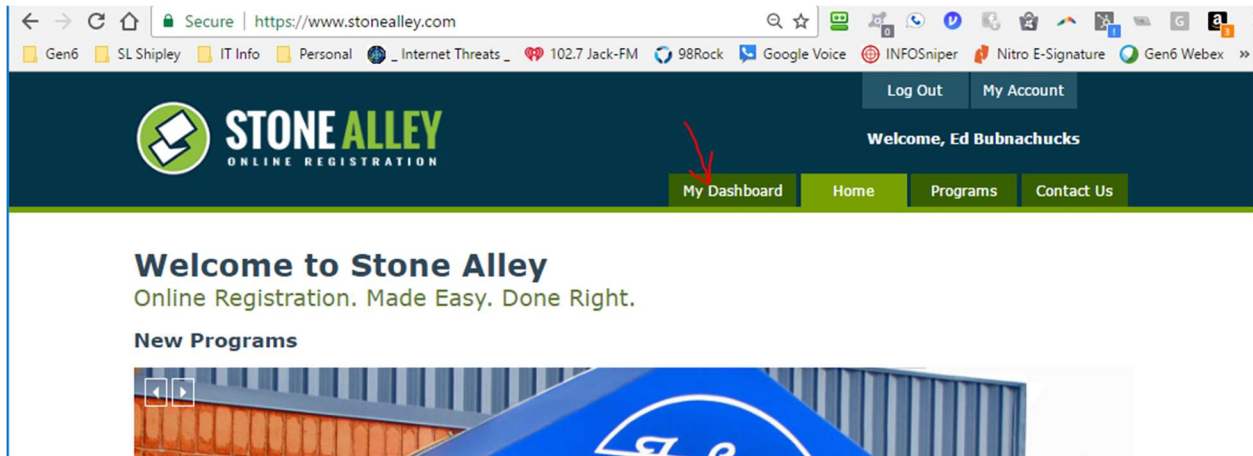
If you already have an account with us, welcome back! Please log in.

User Name:

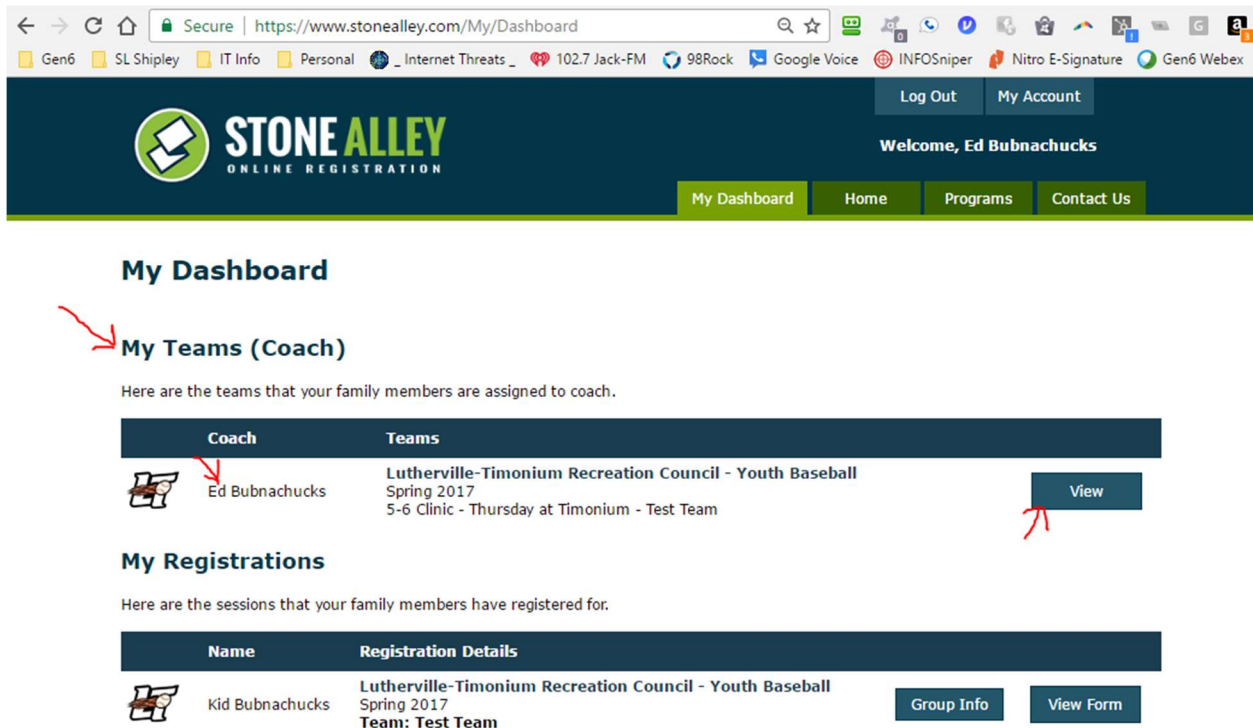
Password:

[Log In](#)

### 3. Go to "My Dashboard"



### 4. Choose View under the Coach area



5. This will immediately take you to the tool for communicating with your team. You will be able to see a list of the players on your team and an email form. Fill in the reply to address, subject and body of your message. You can upload a file if necessary. Hit send and it will go to all of the email addresses associated with the registrations for your players.

The screenshot shows a web browser window with the URL <https://www.stonealley.com/program/LTRC/group/YouthBaseball/ses>. The page header includes the Stone Alley logo and navigation links like "Log Out", "My Account", "My Dashboard", "Home", "Programs", and "Contact Us". The main content area is titled "Lutherville-Timonium Recreation Council Youth Baseball" and displays "Spring 2017 Youth Baseball" and "5-6 Clinic - Thursday at Timonium".

On the left sidebar, under "Program", "Program Overview" is selected. Under "Groups", "Youth Baseball" is selected. The main content area shows "Test Team" and "Current Members" with an "Export List" button. A table lists members, with "Kid Bubnachucks" highlighted. Below this, the "E-mail members" section contains fields for "Reply-To E-mail Address:", "Additional Addresses:", "E-mail Subject:", and "E-mail Message:". A rich text editor is provided for the message body. Red arrows point to the "Reply-To E-mail Address:", "E-mail Subject:", and "E-mail Message:" fields.

**Program**  
Program Overview

**Groups**  
Adult Soccer  
Adult Softball  
Basketball  
Brush Up Camp  
Cheerleading  
Football  
Girls Softball  
Over 30 Baseball  
Ridgely Robotics & Technology  
Snow Club  
Travel Baseball  
Youth Baseball

**Lutherville-Timonium Recreation Council**  
**Youth Baseball**  
Spring 2017 Youth Baseball  
5-6 Clinic - Thursday at Timonium

**Test Team**  
**Current Members**  
Export List

Name
Kid Bubnachucks

**E-mail members**  
Reply-To E-mail Address: \*  
Additional Addresses: \*  
E-mail Subject: \*  
E-mail Message: \*

You can enter additional e-mail addresses separated by semicolons (;)

Rich text editor toolbar: B, I, U, L, S, Styles, Paragraph, Font Size, and various icons for text formatting and alignment.

## Groups

Adult Soccer
Adult Softball
Basketball
Brush Up Camp
Cheerleading
Football
Girls Softball
Over 30 Baseball
Ridgely Robotics & Technology
Snow Club
Travel Baseball
Youth Baseball

### Export List

Name
Kid Bubnachucks

### E-mail members

Reply-To E-mail Address: \*

**Additional Addresses:**

*You can enter additional e-mail addresses separated by semicolons (;)*

E-mail Subject: \*

**E-mail Message:** \*

Path: p

[Send E-mail](#)

**Files:**

**Upload a file**